

T9600

The Fully Calibrated Humidity and Temperature Module



Features

- Ready to install package
- Simultaneous relative humidity and temperature outputs
- Precision accuracy $\pm 2\%$ RH, $\pm 0.6^\circ\text{C}$
- Resolution 0.4% RH
- Factory calibrated, ready to use
- Supply voltage: 3.0V to 5.5V
- Low current: 0.5mA@5V, 25°C
- Conformal coated PCB for corrosion protection
- Included filter to protect humidity element
- RoHS CE compliant



T9600—The Fully Calibrated Humidity and Temperature Sensor

The T9600 series humidity sensor by GE offers a new standard in the field of accurate relative humidity measurement. Based on a capacitive polymer sensing technology, this device offers signal conditioning and temperature compensation for a single SoC (System-on-Chip) solution. The device is very simple to use, fully tested and calibrated for accuracy on delivery—no further calibration is needed. T9600 can be incorporated into an OEM solution to meet customer specifications. The measurement is accurate to $\pm 2\%$ from 20% to 80% RH and $\pm 3\%$ across the entire humidity range. Long term stability is excellent. The temperature accuracy is $\pm 1^\circ\text{C}$ from 0°C to $+70^\circ\text{C}$. Dual outputs provide humidity and temperature as 0V to 1V, or available with digital output (the ZACwire one-wire interface).

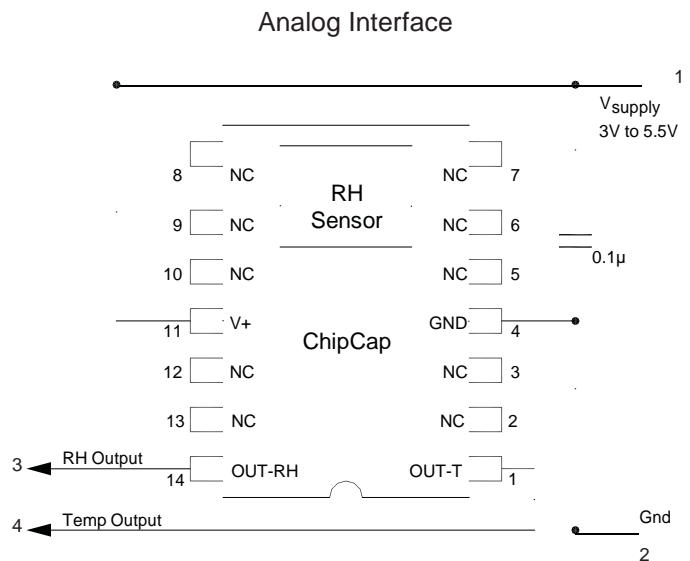
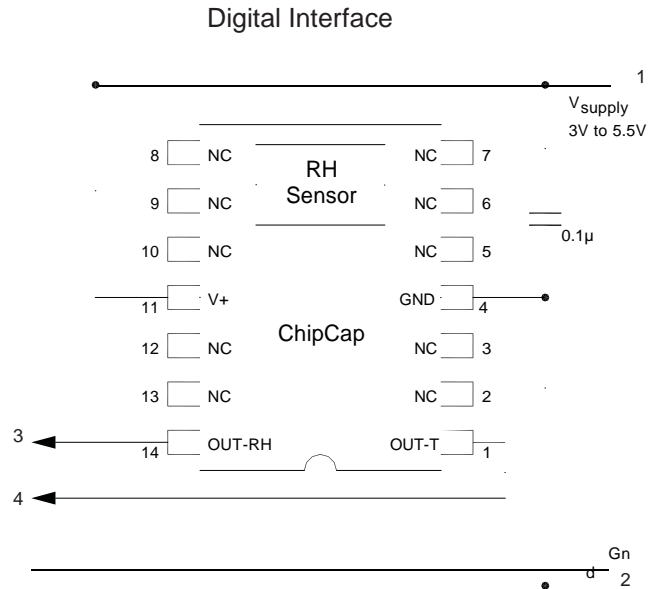
Accurate, Repeatable Humidity and Temperature Measurement

T9600 provides either analog or digital interfaces in a single package. The package is highly resistant to chemical vapors and other contaminants. T9600 sensors are precalibrated and offer high interchangeability. They also fully recover from condensing environments and may be used across a wide range of both temperature and relative humidity ranges.

T9600 relative humidity sensors change capacitance in direct proportion to ambient relative humidity. An internal solid-state band gap provides temperature measurement. This integral design reduces overall cost and complexity and improves reliability.

Small Package for OEM Assembly

T9600 contains the entire signal conditioning circuitry on a single silicon die. The sensor and circuitry are integrated into a small footprint package, ready for OEM integration.



Linear mode:

$$\%RH = \frac{V_{\text{out}}}{100} \times 100$$

$$T_c = \frac{V_{\text{out}}}{50} \times 200 - 50$$

T9600

Specifications

Relative Humidity

RH Sensor

Planar Capacitive Polymer

RH Range

0 to 100% RH

RH Accuracy @ 25°C

±2% from 20% to 80%

±3% from 0% to 20% and 80% to 100%

RH Resolution

0.4% RH

Temperature

Temperature Sensor

Integral band gap PTAT

Operating Temperature

-20°C to 80°C

Storage Temperature

-40°C to 80°C

Temperature Accuracy

±0.6°C at 25°C

Temperature Resolution

0.2°C

Power Supply

Voltage Supply

3 to 5.5 VDC

Current Consumption

500 microamps @ 5 VDC, 25°C

Reverse Polarity Protection

12.5 VDC — continuous with 100µA current

15 VDC — 60 seconds

Outputs

RH Voltage Output

(Linear, 0-1V, 0 - 100% RH)

$V_{out} = 0.01(RH)$

Temperature Voltage

Output (Linear, 0-1V, -50 to

150°C) $V_{out} = (0.005T \text{ } ^\circ\text{C})$

+0.25

RH Digital Output

Manchester 8-bit encoded

Temperature Digital Output

Manchester 10-bit encoded

Warranty

1 year

Note: Manchester coding (also known as Phase Encoding, or PE) is a line code in which the encoding of each data bit has at least one transition and occupies the same time.

It therefore has no DC component, and is self-clocking,

Environmental

Operating Temperature Range

-20°C to 80°C

Operating RH Range

0 to 100 % RH, non-condensing

Packaging

ESD

Handle according to IPC-A-610C Standard

Flammability Rating

UL 94V-0 for enclosure and connector material

UL 1581 VW-1 for cable

Pin Connection

- 1 V+
- 2 GND
- 3 OUT -
- RH
- 4 OUT - T

Ordering Information

Model	Part Description
-------	------------------

T9600-L ChipCap RH and Temperature Sensor, 0-1VDC Linear Output

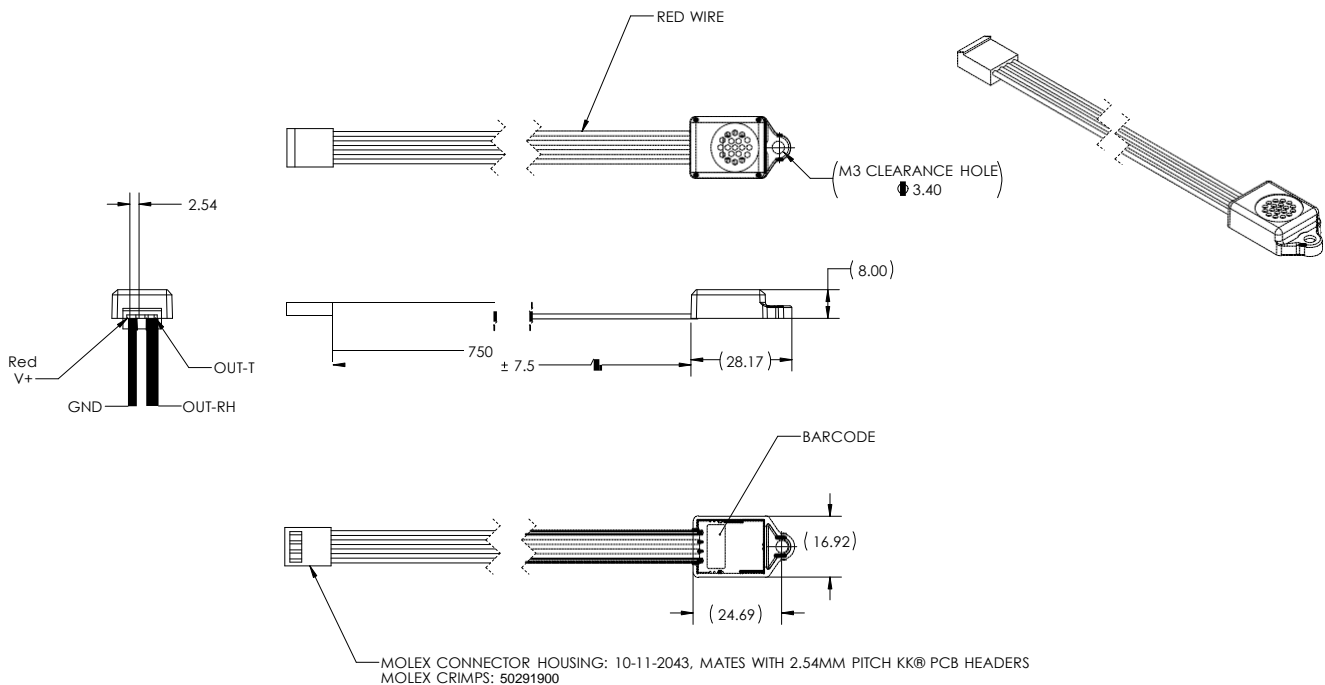
T9600-D ChipCap RH and Temperature Sensor, Digital Output

Absolute Maximum Ratings

Symbol	Parameter	Min.	Max.	Units	Notes
Vdd	DC Supply Voltage	-0.3	6	V	
Vio	Voltage at all Analog and Digital I/O pins	-0.3	Vdd + 0.3	V	
Ta	Ambient Temperature (operation)	-40	80	°C	
Tstrg	Storage Temperature	-40	80	°C	

Recommended Operation Conditions

Symbol	Parameter	Min.	Typ.	Max.	Units	Notes
Vdd	Analog DC Supply	3	5	5.5	V	
Idd	Supply Current		550		µA	25°C
Vss	Analog Ground		0.0		V	
To	Ambient Temperature	-20	27	80	°C	
Cvdd	Included Capacitance between Vdd and Vss	100	220	470	nF	
				100	pF	
C _{LD}	Digital Output Load (only capacitive, no resistive)			5	nF	
C _{LA}	Analog Output Load Capacitance	5			KΩ	
R _{LA}	Analog Output Load Resistance					



Measurements in metric



